




## Virtual Exchange and Blended Mobility

---




### Icebreaking Activities for Virtual Exchange

Maximilian Köster  
Bielefeld University of Applied Sciences



## Virtual Exchange and Blended Mobility

---



**Maximilian Köster**  
Virtual Exchange Facilitator  
Digital Mobil @ FH Bielefeld

## What makes a good icebreaker?



It's fun, not threatening



It's engaging and activating



It allows participants to show their identities



# 1. Smalltalk

Plenary. Avoids awkward silence at the beginning of a session.




## 2. Chatstorm

Plenary. Instructors ask questions and all students write a quick answer in the chat. A good activation in the beginning when students are still shy.

## Chatstorm

1. Where are you logging in from?
2. What's your job / field of work?
3. Where would you like to travel once in your life?
4. What's your passion?




### 3. Who of you

Plenary. All students turn off their videos. Then, they are asked questions and turn their videos on (or give another sign) if their answer is „Yes“. Instructors can ask follow-up questions.

## Who of you

1. Who of you has already organized a virtual exchange?
2. Who of you has never organized a virtual exchange?
3. Who of you is creative (art, music, acting...)?
4. Who of you likes sports?
5. Who of you loves icebreaking and networking?
6. Who of you feels awkward in icebreaking and networking situations?






## **4. Speed Dating**

Pairs. Two students are sent to a breakout session together for just a few minutes and discuss a question. After that, each student gets a new partner (and a new question). Findings can be discussed in the plenary.

## Speed Dating

1. If you were a music instrument, which one would you be and why?
2. What talent do you have that only few people know of?
3. If you could take a peek into your future, what would you want to know?

(Questions 1 also works with animals, colors, furniture... be creative!)



## **5. Group Bingo**

Groups. Students are sent to breakout sessions and have to mark things in common in a grid (instructions on the following slide).


# Group Bingo

1. Find answers that apply to all members of your group.
2. One of you writes them down.
3. Four answers in neighboring cells (horizontal, vertical, or diagonal) make a bingo.
4. Try to get as many bingos as possible!

A snack or candy you all have at home	A movie you all have seen	Something you all hope to learn or experience at this conference	A dish that you all like
A place you all want to visit once in your life	A fairytale you all know	A value you all share	An item you all have on your desks
A character trait you all value in colleagues / team members	A website or app you all use	A hobby you all have in common	Something you all are bad at
A fear that all of you share	A song all of you like	A bad habit you all want to get rid of	A country you all have been to

Group Bingo License: [creativecommons.org/publicdomain/zero/1.0/deed](https://creativecommons.org/publicdomain/zero/1.0/deed).  
 Remix and translation by Maximilian Köster (2022) based on the [template by Agentur J&K – Jöran und Konsorten](#).





**Your turn!**

What are your favorite icebreakers?

## Other icebreaking activities

- **Show an object:** This method can be used in multiple ways, e. g. „Show an object that tells us something about you“ or „Show an object that symbolizes your professional development / your current situation in life / your plans for the future...“. (works well in small plenaries, in groups, and even in speed datings)
- **View out of my window:** Participants describe to each other what they see when they look out of their window. The others can ask questions, e. g. „What do you (dis-)like about your neighborhood?“ (works well in small plenaries, in groups, and even in speed datings)
- **Triangle of similarities:** In a group of three, participants draw a triangle on a virtual whiteboard and write down their names at the corners. Then, they try to find out what they have in common and write the similarities next to the connection lines. If something is shared by all group members, they place it in the middle of the triangle.
- **Who is it?:** A facilitator asks the group questions such as "Who has the most siblings?", "Who is the youngest?", "Who is tallest?". The students then have to find the right person by talking to each other. Later, the facilitator can ask more complex questions that cannot be answered in numbers and require more discussion, e. g. "Who is the best cook?" or "Who is the most romantic person?".



**Thank you!**

**Don't forget to share contact  
details with each other.**

# Moving Target <sup>20</sup>/<sub>22</sub>

Maximilian Köster

[maximilian.koester@fh-bielefeld.de](mailto:maximilian.koester@fh-bielefeld.de)

